

Kentucky High School Athletic Association

To: Superintendent, Principal, and Athletic Director

From: Louis Stout, Commissioner *Louis Stout*
Brigid L. DeVries, Executive Assistant Commissioner

Date: May 9, 2002

Subject: 2001-2002 Annual Report Forms Submission

School: DuPont Manual High School

Brigid L. DeVries

Enclosed please find a copy of Form T-65, The 2001-2002 Annual Report Forms Checklist. In addition, you may find an attachment with corrected copies of the forms submitted by your school personnel. Please review this information so the forms can be completed accurately in the future. Also, KHSAA Audit Staff may have requested a re-submission of some of the 2001-2002 Annual Report Forms or need additional information on your athletic programs. Please submit this information by the date requested if this is applicable. Copies and all KHSAA Title IX documents must be kept current and included in your permanent Title IX File at the school. All documents are subject to Open Records Requests.

Should you need any further information, please do not hesitate to call anytime.



Memo

To: KHSAA Member School Superintendents, Principals, and Athletic Directors

From: Louis Stout, Commissioner
Brigid L. Devries, Executive Assistant Commissioner

Date: May 7, 2002

Re: 2002 Title IX Forms Submission

School	Du Pont Manual	Reviewed by	Phyllis Catlett
--------	----------------	-------------	-----------------

The following is a status report regarding the required 2001 - 2002 Title IX submission of forms due in to the KHSAA office by April 15, 2002. Appropriate audit personnel have reviewed these forms and the following is a summary of this review.

I. Checklist of Forms properly submitted in a satisfactory manner:

<input checked="" type="checkbox"/>	GE 19 (Annual Verification)	<input checked="" type="checkbox"/>	T-35 (Budget Expenses)
<input checked="" type="checkbox"/>	T-1 (Summary Program Chart 1)	<input checked="" type="checkbox"/>	T-36 (Budget Expenses)
<input checked="" type="checkbox"/>	T-2 (Summary Program Chart 2)	<input checked="" type="checkbox"/>	T-41 (Checklist - Overall Interscholastic Program)
<input checked="" type="checkbox"/>	T-3 (Summary Program Chart 3)	<input checked="" type="checkbox"/>	T-60 (Corrective Action Plan)
<input checked="" type="checkbox"/>	T-4 (Summary Program Chart 4)	<input checked="" type="checkbox"/>	T-63 (Interscholastic Survey Results)

II. Status

A.	<input checked="" type="checkbox"/>	2001 - 2002 Forms are satisfactory and no further information or action is necessary at this time.
B.		Errors have been noted with respect to the following forms and corrected copies are being returned to you for placement in your Title IX file to ensure proper submission in the future.
C.		The following forms were omitted and must be submitted by school representatives.
D.	<input checked="" type="checkbox"/>	Other Recommendation and Comments:
		<u>You did not address accommodation and interest in your Corrective Action Plan, since it appears that the school did not set the standards for any of the 3 Part Opportunities Test. It has been noted that your school has made progress in the area of lockers and facilities. Thanks for all your hard work. Have a good summer.</u>

APR 15 2002



**2001-2002 KENTUCKY HIGH SCHOOL ATHLETIC ASSOCIATION
ANNUAL VERIFICATION OF TITLE IX PROCEDURES**
(To be submitted by April 15, 2002 along with other required forms)

The du Pont Manual High School, Louisville Kentucky
(Name of High School) (City)

certifies to the Kentucky High School Athletic Association that the following is an accurate and true representation of the facts surrounding compliance with Title 20, U.S.C. Titles 1681-1688, et. Seq. (also known as Title IX)

I certify the following provisions in accordance with records at the school contained in the permanent Title IX file, and to the best of my knowledge have completed the following tasks. (All boxes must be checked)

Established a gender equity committee at the high school. (list committee personnel and provide attachment if necessary)

Name	Address	Phone	Title
TIM HEALY	120 W LEE ST	485-8241	MANUAL ASST PRINCIPAL
CHERY SILVEY-SMISHER	"	485-8489	" ATHLETIC DIRECTOR
DEBBIE PATTERSON	14714 FOREST DR.	245-6399	PARENT
MERRITT ROBINSON	3403 CHARLANE PKY	266-5360	COACH
OTIS RAWSTON	4411 SHASTA TR	969-5133	COACH
ASHLEY BUTLER & PATRICK CONNELLY		485-8241	STUDENT/ATHLETICS
STEVE GRANT	4122 SHENAYVILLE RD	896-0133	PARENT

Scheduled a minimum of three meetings during the 2001-2002 school year on the following dates:

JAN 2002
APR 2002
MAY 2002

Designated the following person(s) as the Title IX coordinator for the school/district:

TIM HEALY	ASST. PRINCIPAL	120 W. LEE	(502) 485-8241
Name	Title	Address	Phone

School personnel are continuing to make periodic reviews of the boys and girls athletics program reflected in the Corrective Action Plan.

In addition to the above information, the above referenced school maintains a complete permanent file relative to Title IX records including copies of the self-assessment audit, all corrective action plans, and other related materials.

Deborah Keegan 3-1 2002
Principal's Signature Date

Stephen Runkman Carol Ann Hodder
Superintendent Signature School Board Chairpersons' Signature

(Send original copy to KHSAA - Maintain duplicate in Title IX school folder)

2001-2002
ACCOMMODATION OF INTERESTS AND ABILITIES
SUMMARY PROGRAM CHART 1

KHSAA
 Form T1
 Rev. 07/01

Participation Opportunities Test One

		(Column 1)	(Column 2)	(Column 3)	(Column 4)
	Program	Enrollment	Percentage of Total Enrollment	Number of Interscholastic Participants (double and triple count)	Percentage of Total Participation
Row 1	GIRLS	992	56	305	40
Row 2	BOYS	771	44	454	60
Row 3	Totals	1763	100%	759	100%

Instructions:

*Number of 8th grade students & below used in Column 4 calculations if applicable: - 0 -

- Determine the total number of girls enrolled, (place in Row 1, Column 1). Determine the total number of boys enrolled, (place in Row 2, Column 1).
- Add the total number of girls and boys enrolled to determine total enrollment, (place in Row 3, Column 1).
- Calculate the percentage of total enrollment that is female. (Divide Row 1, Column 1 by row 3, Column 1 and place in Row 1, Column 2.) Calculate the percentage of total enrollment that is male. (Divide Row 2, Column 1 by Row 3, Column 1 and place in Row 2, Column 2.) Note: Row 1, Column 2 plus Row 2, Column 2 should total 100%.
- Ask the head coaches to review the most updated eligibility or squad lists for their teams. Ask coaches to confirm the names of those individuals who are on the team as of the first **date of competition**, and cross out the names of those who were cut from the team or quit the team prior to the first competitive event. Determine the total number of interscholastic athletics participants that are girls, (and place in Row 1, Column 3). In order to determine the total number of athletics participants, an individual should be counted each time he or she participates on a team. For example, if Jane Doe competes on the varsity volleyball team, the junior varsity volleyball team, the junior varsity basketball team, and the varsity softball team, she should be counted as four participants (**do not include club or intramural sports participants, cheerleaders, dance teams, or pom squads**). Calculate the same way for boys and girls. * In addition, should 8th grade students and below play on a Freshman, Junior Varsity, or Varsity team, they should also be counted for each team and sport on which they participate. If applicable, please asterisk the above notation as to how many 8th grade students & below are included. Using the same procedure, determine the total number of interscholastic athletic participants that are boys, (and place in Row 2, Column 3). Add Row 1, Column 3 plus Row 2, Column 3 to get total participants and place in Row 3, Column 3.
- Calculate the percentage of female participation. (Row 1, Column 3 divided by Row 3, Column 3 and place in Row 1, Column 4.) Calculate the percentage of male participation. (Row 2, Column 3 divided by Row 3, Column 3 and place in Row 2, Column 4.) Note: Row 1, Column 4 plus Row 2, Column 4 should total 100%.

Note: While being within three percent is not a formal compliance standard; if the percent listed in Row 1, Column 4 is within 3% of Row 1, Column 2, then it provides a good target within which compliance is likely.

Principal's Signature: Dorely Kupus Date: 4/12/02

2001-2002
ACCOMMODATION OF INTERESTS AND ABILITIES
SUMMARY PROGRAM CHART 2


KHSAA
 Form T2
 Rev. 07/01

Participation Opportunities Test Two

		Column 1	Column 2	Column 3	Column 4	Column 5
Program		Number of Teams Currently Offered	Number of Participants	Number of Teams Added in Last Five Years	Number of Participants Added in Last Five Years	Percent of Total Participation By Sex Added in Last 5 Years
GIRLS	Row 1	varsity:	10	203	-0-	-0-
	Row 2	j.v.:	5	75	1	15
	Row 3	frosh:	2	27	1	15
	Row 4	total:	17	305	2	30
BOYS	Row 5	varsity:	10	281	1	28
	Row 6	j.v.:	5	101	-0-	-0-
	Row 7	frosh:	3	72	-0-	-0-
	Row 8	total:	18	454	1	28

- 1) List the number of interscholastic teams offered for girls and boys at each competitive level (for example, varsity, junior varsity, and freshman levels). Total each of the entries in Column 1 into Row 4, Column 1 and Row 8, Column 1.
- 2) List the number of interscholastic teams that have been added in the last five years at each competitive level. Total each of the entries in Column 3 into Row 4, Column 3 and Row 8, Column 3.
- 3) List the number of participants that are currently on each level of the teams that were added in the last five years. Total each of the entries in Column 2 into Row 4, Column 2 for girls and Row 8, Column 2 for boys. If a team was added previously but no longer exists, there are no current participants to be added for that team.
- 4) List the number of participants added in the last 5 years. Total each of the entries made in Column 4 into Row 4, Column 4 for girls and Row 8, Column 4 for boys.
- 5) Calculate the percentage of participants that have been added in the last five years (Column 4 divided by Column 2 on each line). For example, if girls' varsity soccer (22 participants), junior varsity soccer (18 participants), junior varsity golf (8 participants), and freshman softball (15 participants) have been added in the last five years, then 63 participation opportunities have been added for girls. If the total number of female participants in the program is 96 (taken from Form T-1, Row 1, Column 3), then 65.6% of the current opportunities (63 of 96) have been added in the last five years. Perform similar calculations for male participants.

Note: If the percentage of current participants added in the last five years is 25% or greater, compliance with test two may be possible. If less than 25%, then compliance with test three should be analyzed. **CAUTION:** 25% is not a formal compliance standard.

Principal's Signature:  Date: 4/14/02

2001-2002
ACCOMMODATION OF INTERESTS AND ABILITIES
SUMMARY PROGRAM CHART 3

Participation Opportunities Test Three

For any question answered "YES" identify the respective sport(s).

	GIRLS (Yes / No)		BOYS (Yes / No)
1. Is there an intramural team offered in a sport not now available in the interscholastic athletics program? (YES or NO)	No		No
2. For a sport <u>not</u> currently offered, is there sufficient interest to form a viable interscholastic team based on participation on an intramural team or community recreation teams? (YES or NO)	No		No
3. For a sport <u>not</u> currently offered, is there sufficient interest to form a viable interscholastic team with the interscholastic survey.	No		No
4. For a sport currently offered, is there interest to form a viable team for a junior varsity, freshman, or other intramural level that is not currently offered? (YES or NO)	YES FR. VOLLEYBALL		No
5. If you answered YES to question (1), (2), (3) or (4), are there enough high schools in your geographic area offering the sport (at the appropriate level) to allow for the development of a reasonable schedule of competition. (YES or NO)	YES		No

Principal's Signature: _____

Beverly Keppus

Date: _____

4/12/02

2001-2002
ACCOMMODATION OF INTERESTS AND ABILITIES
SUMMARY PROGRAM CHART 4

KHSAA
 Form T4
 Rev. 07/01

Levels of Competition Test One

		(Column 1)	(Column 2)
	Team Levels	GIRLS	BOYS
Row 1	Total Number of Athletics Participants in All Levels	305	454
Row 2	Number of Varsity Teams Offered	10	10
Row 3	Number of Participants on all Varsity Teams	203	281
Row 4	Percentage of Total Varsity Participants By Sex	67	62
Row 5	Number of Junior Varsity Teams Offered	5	5
Row 6	Number of Participants on all Junior Varsity Teams	75	101
Row 7	Percentage of Total Junior Varsity Participants By Sex	25	22
Row 8	Number of Freshman Teams Offered	2	3
Row 9	Numbers of Participants on all Freshman Teams	27	72
Row 10	Percentage of Total Freshman Participants By Sex	9	16

- 1) Copy the number entered on Form T1, Row 1, Column 3 and place on Row 1, column 1 of this form.
- 2) Copy the number entered on Form T1, Row 2, Column 3 and place on Row 1, column 2 of this form.
- 3) List the number of teams at the varsity, junior varsity, and freshman levels for boys and girls (Rows #2,5,8) and place in the proper boxes in columns 1 and 2.
- 4) List the number of ^{PARTICIPANTS} teams at the varsity, junior varsity, and freshman levels for boys and girls (Rows #3,6,9) and place in the proper boxes in columns 1 and 2.
- 5) Calculate the percentage of female and male participants at each level. (Rows #4,7,10)
 - Divide Row 3, Column 1 by Row 1, Column 1, and place the percentage in Row 4, Column 1.
 - Divide Row 3, Column 2 by Row 1, Column 2, and place the percentage in Row 4, Column 2.
 - Divide Row 6, Column 1 by Row 1, Column 1, and place the percentage in Row 7, Column 1.
 - Divide Row 6, Column 2 by Row 1, Column 2, and place the percentage in Row 7, Column 2.
 - Divide Row 9, Column 1 by Row 1, Column 1, and place the percentage in Row 10, Column 1.
 - Divide Row 9, Column 2 by Row 1, Column 2, and place the percentage in Row 10, Column 2.

Principal's Signature: _____

Date: _____

2001-2002

**BUDGETED AND ACTUAL EXPENDITURES - PROGRAM COMPARISON CHART
TO INCLUDE BOOSTER CLUB FUNDING**

	equipment and supplies		travel		awards		coaches' salaries (to include supplemental and extended employment)		facilities improvements		publications (if sport-specific)	
	B	E	B	E	B	E	B	E	B	E	B	E
G basketball	3000	3699			100	210			-0-	-0-	1000	1000
B basketball	1000	1027			100	215			-0-	-0-	1000	1000
G softball	500	384			100	210			-0-	3000	-0-	-0-
B baseball	1500	1820			100	200			-0-	2500	-0-	-0-
G cross country	700	731			50	52			-0-	-0-	-0-	-0-
B cross country	700	731			50	52			-0-	-0-	-0-	-0-
G golf	400	393			50	-0-			-0-	-0-	-0-	-0-
B golf	400	393			50	-0-			-0-	-0-	-0-	-0-
G soccer	2000	3127			100	150			3000	3000	-0-	-0-
B soccer	200	178			100	200			3000	3000	-0-	-0-
G swimming	500	699			50	43			-0-	-0-	-0-	-0-
B swimming	500	699			50	43			-0-	-0-	-0-	-0-

"B" is for budgeted dollar amounts and "E" is for actual dollar expenditures. Expenditures should include items provided by third parties such as Booster Clubs.

Principal's Signature: _____


Date: _____

[Handwritten Signature]
4/12/02

**2001-2002
BUDGETED AND ACTUAL EXPENDITURES - PROGRAM COMPARISON CHART 2
TO INCLUDE BOOSTER CLUB FUNDING**

Teams	equipment and supplies		travel		awards		coaches' salaries (to include supplemental and extended employment)		facilities improvements		publications (if sport-specific)	
	B	E	B	E	B	E	B	E	B	E	B	E
G track	900	906			50	58			JCS 9000	9000	-0-	-0-
B track	900	906			50	58			JCS 9000	9000	-0-	-0-
G tennis	750	870			50	-0-			-0-	-0-	-0-	-0-
B tennis	200	206			50	39			-0-	-0-	-0-	-0-
G volleyball	2500	2663			50	54			-0-	-0-	-0-	-0-
B wrestling	500	475			50	46			-0-	-0-	-0-	-0-
G (list sport)	2000	2029			100	92			-0-	14000	-0-	-0-
B (football)	15000	12417			200	245			2000	3300	2000	2000
G (list sport)												
B (list sport)												

"B" is for budgeted dollar amounts and "E" is for actual dollar expenditures. Expenditures should include items provided by third parties such as Booster Clubs.

Principal's Signature:  Date: 4/12/02

DuPont Manual High School

120 West Lee Street
Louisville, Kentucky 40208
(502) 485-8241
Fax: (502) 485-8035



DATE: April 10, 2002
FROM: Cheri Silvey-Slusher, AD *C S - S*
Re: Budgeted and Actual Expenditures

TRAVEL: ALL requested in-county Athletic travel is paid by the Athletic Department. To Date: \$15, 996. All travel expenses of teams participating in a State Tournament are paid by the Athletic Department. ALL out-of-county travel is provided by individual parents transporting their own children.

COACHES SALARIES:

ALL salaries are determined and paid by JCPS. See attached salary schedule. "School Paid" coaches' salaries are paid by Booster Clubs to Manual High School, deposited, and a school check is sent to the Treasurer of JCPS who then processes the coaches' salary checks.

FACILITIES IMPROVEMENT:

Manual Stadium with the lighted Stadium Field is used by the football, boys soccer, and girls soccer teams.

EXTRA SERVICE PAY SCHEDULE 2001-02

ATHLETIC AND RELATED ACTIVITIES IN SENIOR HIGH SCHOOLS

TITLE		STEP 0	STEP 1	STEP 2	STEP 3	STEP 4
Athletic Director		3665	4238	4810	5383	5956
Head Football		3054	3532	4009	4486	4963
Head Basketball (1)		3054	3532	4009	4486	4963
Asst. Football		1832	2119	2405	2692	2978
JV Basketball (1)		1832	2119	2405	2692	2978
Track (1)		1832	2119	2405	2692	2978
Baseball		1832	2119	2405	2692	2978
Softball		1832	2119	2405	2692	2978
Wrestling		1832	2119	2405	2692	2978
Volleyball		1832	2119	2405	2692	2978
Cheerleaders		1832	2119	2405	2692	2978
JROTC Rifle Team		1832	2119	2405	2692	2978
Sch Tech Coordinator		1832	2119	2405	2692	2978
Drill Corps		1527	1769	2004	2243	2481
Cross Country (1)		1527	1769	2004	2243	2481
Field Hockey		1527	1769	2004	2243	2481
Soccer (1)		1527	1769	2004	2243	2481
Tennis (1)		1527	1769	2004	2243	2481
JV Volleyball		1222	1413	1603	1794	1985
Golf (1)		1222	1413	1603	1794	1985
Swimming		1222	1413	1603	1794	1985
Chess Sponsor		1222	1413	1603	1794	1985
ROTC Drill Team		1222	1413	1603	1794	1985
Asst. Wrestling (2)	26	1222	1413	1603	1794	1985
Asst. Field Hockey (2)	JV SCH	1222	1413	1603	1794	1985
Asst. Track (1)(2)	32	916	1059	1202	1346	1489
Asst. Soccer (1)(2)	JV SCH	916	1059	1202	1346	1489
Freshman Basketball (1)		916	1059	1202	1346	1489
Freshman Football		916	1059	1202	1346	1489

ASSISTANT ATHLETIC DIRECTOR'S (GAME MANAGERS)

TITLE		STEP 0	STEP 1	STEP 2	STEP 3	STEP 4
Assistant Athletic Director		1700	2000	2300	2600	3000

Schools will be required to pay the listed Board approved scale. However, step progression is not mandatory.

SCHOOL FUNDED SPORT/SUPPORT POSITIONS

TITLE		STEP 0	STEP 1	STEP 2	STEP 3	STEP 4
SCHOOL FUNDED SPORT/SUPPORT		200	500	800	1100	1400


Schools will be required to pay the listed Board approved scale. However, step progression is not mandatory.

2001-2002 KHSAA TITLE IX ATHLETICS AUDIT

KHSAA
Form T41
Rev. 07/01

Checklist - Overall Interscholastic Athletics Program

Areas of Compliance	ADVANTAGE TO (Respond based on Internal Evaluation by checking the appropriate column.)		
	GIRLS' PROGRAM	BOYS' PROGRAM	NEITHER PROGRAM
Equipment and Supplies			✓
Scheduling of Games and Practice Time			✓
Travel and Per Diem Allowances			✓
Coaching			✓
Locker Rooms, Practice and Competitive Facilities		LOCKER ROOMS ✓	
Medical and Training Facilities and Services			✓
Publicity			✓
Support Services			✓
Athletic Scholarships	N/A	N/A	N/A
Tutoring			✓
Housing and Dining Facilities and Services	N/A	N/A	N/A
Recruitment of Student Athletes			✓

Principal's Signature:  Date: 4/12/02

**2001-2002
TITLE IX
CORRECTIVE ACTION PLAN**

School Name: duPont MANOR
 School Year: 2001-02
 Principal's Signature: _____
 Date: _____

To complete this form, indicate the intended area which needs corrective action, the suggested change and time table for implementation. You may copy this form as needed. Please attach corrective action plans along with audit forms and submit by April 15, 2002.

ITEM FOR CORRECTION	SUGGESTED CHANGE	TIME TABLE FOR CORRECTIVE ACTION
LACK OF WATER TO SOFTBALL	DCPS WILL RUN WATER LINE TO FIELD	AFTER JULY 1, 2002
LACK OF LOCKER ROOM / RESTROOMS FOR FIELD HOCKEY COMPLETION OF FIELD HOCKEY FACILITY	DCPS BOASTERS WILL REMODEL EXISTING SPACE AT MEYERS WANT EXPAND FIELD IRRIGATION SYSTEM TO REGULATION	By SEPTEMBER 1, 2002 By JULY 15, 2002

• An explanation (status report) is needed for all areas identified previously as items for correction as well as all areas currently identified as items for correction. This form shall be typed.

Principal's Signature: *Paul J. Ferguson* Date: 4/12/02

DuPont Manual High School

120 West Lee Street
Louisville, Kentucky 40208
(502) 485-8241
Fax: (502) 485-8035

Date: April 10, 2002
From: Cheri Silvey-Slusher, AD *CS-S*
Re: Status Report on 2000-01 Corrective Action Report

1. ~~Prior to July 15, 2001, 25 full size lockers were added to Girls PE Locker Room for use by Volleyball and Softball teams.~~
2. ~~New Practice/Game field was created for Field Hockey by re-configuring and expanding an area behind Meyers Hall. Facility was in use by October 1, 2001.~~

2001-2002 INTERSCHOLASTIC ATHLETICS SURVEY

Summary Of Student Responses

School Name: DUPONT MANUAH
 School Enrollment: 1763
 Date: 9-5-01
 Completed By: CARL SILVEY-SMITH

Instructions:

1. Summarize the Student Athletics Interest Surveys Form T-61 by listing the total number of responses on the line next to each sport.
2. Under the Other Category please provide a listing of the sports as well as the number of students who are interested in participating.
3. Please sign and date the Summary Form (T-63) and mail the Summary Form only to the KHSAA by April 15, 2002. Do not mail the student surveys (Form T-61). However, these Forms should be maintained in your files in the event they are requested subsequently.

1771 Number of Surveys
1627 Total Returned *arr 10*
9-12 Grades Surveyed

How Was The Survey Administered? By HOMEROOM TEACHERS

Fall Sports (List Total Number of Participation Responses)

26 Cross Country (Girls)
41 Cross Country (Boys)
52 Field Hockey (Girls)
109 Football (Boys)
6 Golf (Girls)
30 Golf (Boys)
41 Soccer (Girls)
64 Soccer (Boys)
26 Volleyball (Girls)
4 Volleyball (Boys)

Winter Sport (List Total Number of Participation Responses)

34 Basketball (Girls)
46 Basketball (Boys)
5 Gymnastics (Girls)
8 Indoor Track (Girls)
12 Indoor Track (Boys)
51 Swimming & Diving (Girls)
26 Swimming & Diving (Boys)
32 Wrestling (Boys)

Spring Sport (List Total Number of Participation Responses)

44 Baseball (Boys)
26 Fast Pitch Softball (Girls)
8 Slow Pitch Softball (Girls)
25 Tennis (Girls)
23 Tennis (Boys)
36 Track (Girls)
39 Track (Boys)

Other Sports (From Student Survey T-61 Question 10)

Name of Sport	Number of Students Interested In Participating
LACROSSE	8
ICE HOCKEY	8
BOYS VOLLEYBALL	12

Number of Students who participate in Intramural Sports.
 (From Student Survey T-61 Question 5)

Sport	Number
NONE	NONE
N/A	N/A

List Intramural Sports students are interested in adding:
 (From Student Survey T-61 Question 6)

Sport	Number
LACROSSE	12
ICE HOCKEY	10
BOYS VOLLEYBALL	11

Participation in Non-School Sports Activities
(From Student Survey T-61 Question 7)

<u>Sport</u>	<u>Number</u>
LACROSSE	5
ICE HOCKEY	6
BOWLING	12
ROCK CLIMBING	7
ROWING	3

Reasons for not participating in interscholastic athletics.
(From Survey Question 8)

<u>Response</u>	<u>Number</u>
306 I prefer other activities such as band, chorus, etc.	
121 I don't have time	
The practice schedules and game times are inconvenient	
22 The sport I like isn't offered	
It's too expensive	
46 I prefer to participate in club or intramural sports	
76 Working	
Other	
VPAS STUDENTS AFTER SCHOOL PERFORMANCE PRACTICES.	

Student Suggestions to encourage participation

- BUILD "ON-CAMPUS" POOL (?)
- PEP RALLIES
- MORE SCHOOL ANNOUNCEMENTS
- ADD LACROSSE : ICE HOCKEY

Principal's Signature _____ Date 4/12/04